



VA MACHINERY

 **nuova
SIMONELLI®**

APPIA LIFE 2 GROUP

The next generation of Appia: the coffee machine loved by thousands of baristas worldwide. Appia Life takes on the same proven technology for exceptional coffee quality but with new, enhanced features, energy saving and barista-friendly design. To make great coffee even simpler.

KEY STATISTICS

Number of groups: 2 **Power (watts):** 2900 **Boiler Size (litres):** 11



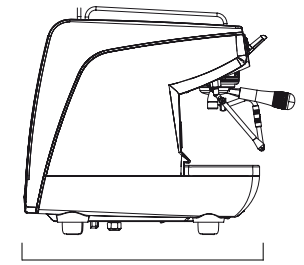
Proven technology, re-imagined with new design.
From the Italian-espresso experts Nuova Simonelli.

- Proven performance, new generation: designed for consistent, exceptional coffee. Appia Life features the same proven technology as previous Appia models with new, improved features. Includes built in volumetric dosing, push & pull levers, soft-touch portafilter, adjustable steel steam wand, wide-work surface, water level indicator and dual scale pressure gauge.
- Reliable performance, maximum quality: dependable and consistent quality coffee. Features include Soft Infusion System (SIS), which gently pre-wets the coffee cake for a gentle, even extraction resulting in maximum flavour. Made from durable and sustainable materials.
- Less machine, more engagement: Appia Life features a 30mm lower profile than its previous model for increased customer interaction. Its cup warmer is aligned to the top of machine for easier reach and speed.
- New barista-friendly design: designed for simplicity of use with new ergonomic features to improve day to day usability for baristas. Includes a reverse mirror, which allows the barista to check the group head for cleanliness and dripping from a comfortable position, user-friendly push button panel which is more responsive to the barista. All in a sleek look with chrome panels.
- Smart and simple: unique features keep things simple. Automatic cleaning function, adjustable steam arm, easy maintenance with adjustable nozzle, new side opening system and redesigned groups to ensure minimal disruption. Additional features also available.
- Energy efficiency: Improved insulation thanks to Drytex® Thermal technology wrapped around the boiler. 13% less energy consumption and 20% overall reduction in energy consumption and environmental impact than previous model*.

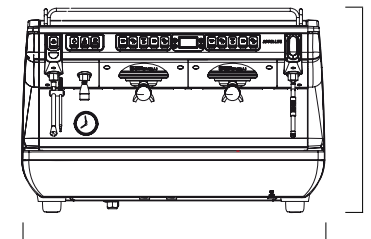
* Appia II vs Appia Life Lifecycle Assessment

SPECIFICATIONS

Water connection	1-5 BAR isolated 15mm feed, 3/4" BSP screw fitting
Waste	1.5" downpipe to P-trap, minimum length 8"
Power (watts)	2900
Boiler size (litres)	11
Power requirements	1 x 230Vac 13A standard 3-pin socket
Breaker	B
Weight (kg)	54
Dimensions w x d x h (mm)	784 x 544 x 500

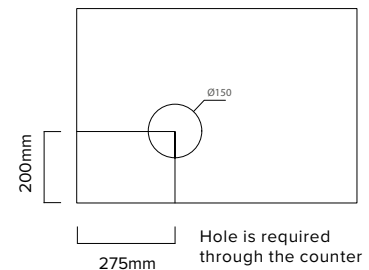


544mm



784mm

500mm



RECOMMENDED PRODUCTS



MDXS GRINDER



CAFFEINE LIMITED
 3 LITTLE MUNDELLS, WELWYN GARDEN CITY
 HERTFORDSHIRE, UNITED KINGDOM, AL7 1EW
 T. 01707 278 400 W. www.caffeinelimited.com



VA MACHINERY